

## RATCHET STRAP ASSEMBLIES







Ratchet Lashings are used for tying down loads whilst transporting , shifting or moving them. They have replaced traditional jute ropes, chains and wires used for transportation and for a variety of other applications.

**The main advantages of ratchet lashings are :**

1. Load restraint using a tensioning device (ratchet)
2. Effective and safe control of loads whilst transportation
3. Extremely quick and efficient tie down and release of load thus saving time.
4. No damage to the load being tied down.

They are available in a large variety of configurations of different ratchets of various capacities and end fittings. Pictures shown here are only indicative and not exhaustive.










### 1" RATCHET & CAM BUCKLE TIE DOWN

	ITEM	BUCKLE	LENGTH	END HARDWARE	M.B.S.
	RSFH110	RATCHET	10'	FLAT HOOK	1,000LBS
	CSFH110	CAM	10'		1,000LBS
	RSSH110	RATCHET	10'	STAMPED SNAP HOOK	2,100LBS
	CSSH110	CAM	10'		1,000LBS
	RSWH110	RATCHET	10'	DOUBLE J HOOK	2,100LBS
	CSWH110	CAM	10'		1,000LBS
	RSHK110	RATCHET	10'	HOOK & KEEPER	2,100LBS
	CSHK110	CAM	10'		1,000LBS
	RSOH110	RATCHET	10'	S HOOK (Vinyl Coated or Zinc Plated)	2,100LBS
	CSOH110	CAM	10'		1,000LBS
	RSEL110	RATCHET	10'	ENDLESS	2,100LBS
	CSEL110	CAM	10'		1,000LBS






### 2" LOGISTIC TIE DOWN

	ITEM	STRAP	END HARDWARE	BUCKLE	M.B.S.
	WLRB212	2" X12'	E Track Fitting	RATCHET	3,000LBS
	WLRB216	2" X16'			
	WERB212	2" X12'	3 Piece End Fitting	RATCHET	3,000LBS
	WERB216	2" X16'			
	WLCB212	2" X12'	E Track Fitting	CAM BUCKLE	2,500LBS
	WLCB216	2" X16'			
	WBCB212	2" X12'	Butterfly Fitting	CAM BUCKLE	1,250LBS
	WBCB216	2" X16'			

### 2" RATCHET TIE DOWN



	ITEM	STRAP	END HARDWARE	M.B.S.
	RSDJ227	2" X 27'	DOUBLE J HOOK	10,000LBS
	RSDJ230	2" X 30'		
	RSFH227	2" X 27'	FLAT HOOK	10,000LBS
	RSFH230	2" X 30'		
	RSGH227	2" X 27'	CHAIN GRAB HOOK	10,000LBS
	RSGH230	2" X 30'		
	RSSH227	2" X 27'	TWISTED SNAP HOOK	10,000LBS
	RSSH230	2" X 30'		
	RSCH227	2" X 27'	CHAIN ANCHOR ASSEMBLY	10,000LBS
	RSCH230	2" X 30'		
	RSDR227	2" X 27'	DELTA RING	10,000LBS
	RSDR230	2" X 30'		
	RSLFH227	2" X 27'	FLAT HOOK	5,000LBS
	RSLFH230	2" X 30'		
	RSLDR227	2" X 27'	DELTA RING	5,000LBS

**3" /4" RATCHET TIE DOWN**



	ITEM	STRAP	END HARDWARE	M.B.S.
	RSDJ327	3" X 27'	DOUBLE J HOOK	15,000LBS
	RSDJ430	4" X 30'		
	RSFH327	3" X 27'	FLAT HOOK	15,000LBS
	RSFH430	4" X 30'		
	RSGH327	3" X 27'	CHAIN GRAB HOOK	15,000LBS
	RSGH430	4" X 30'		
	RSCH327	3" X 27'	CHAIN ANCHOR ASSEMBLY	15,000LBS
	RSCH430	4" X 30'		
	RSFT327	3" X 27'	FORGED TRIANGLE	15,000LBS
	RSFT430	4" X 30'		

**WINCH STRAP**

	ITEM	STRAP	END HARDWARE	M.B.S.
	WSFH227	2" X 27'	FLAT HOOK	10,000LBS
	WSFH230	2" X 30'		
	WSFH327	3" X 27'	FLAT HOOK	12,000LBS
	WSFH330	3" X 30'		
	WSFH427	4" X 27'	FLAT HOOK	15,000LBS
	WSFH430	4" X 30'		
	WSFT327	3" X 27'	FORGED TRIANGLE	12,000LBS
	WSFT330	3" X 30'		
	WSFT427	4" X 27'	FORGED TRIANGLE	15,000LBS
	WSFT430	4" X 30'		
	WSGH327	3" X 27'	CHAIN GRAB HOOK	12,000LBS
	WSGH330	3" X 30'		
	WSGH427	4" X 27'	CHAIN GRAB HOOK	15,000LBS
	WSGH430	4" X 30'		
	WSCH327	3" X 27'	CHAIN ANCHOR ASSY	12,000LBS
	WSCH330	3" X 30'		
	WSCH427	4" X 27'	CHAIN ANCHOR ASSY	15,000LBS
	WSCH430	4" X 30'		

	WSDJ327	3" X 27'	DOUBLE J HOOK	12,000LBS
	WSDJ330	3" X 30'		
	WSDJ427	4" X 27'	DOUBLE J HOOK	15,000LBS
	WSDJ430	4" X 30'		
	WSSE327	3" X 27'	SEWN EYE	12,000LBS
	WSSE330	3" X 30'		
	WSSE427	4" X 27'	SEWN EYE	15,000LBS
	WSSE430	4" X 30'		

### TOW STRAP

	<b>ITEM</b>	<b>STRAP</b>	<b>END HARDWARE</b>	<b>M.B.S.</b>
	TSHH220	2" X 20'	EYE HOOK	10,000LBS
	TSEE220	2" X 20'	FLAT EYE	10,000LBS
	TSEE320	3" X 20'		13,000LBS
	TSEE420	4" X 20'		15,000LBS

### Webbing Load Restraint System

Webbing Tie Downs are now widely used in the transport industry. Webbing tie downs are light-weight, easy to handle and easy to use. Although not as durable as Grade 70 chain and components webbing tie downs are kinder on the cargo and are well suited to many types of lashing applications. Webbing lashings are more elastic than chains and therefore retain more tension than a chain assembly if the load moves or settles during transport.

Advantages of webbing tie downs include:

- Less Loading Time.
- Quicker turnaround time.
- Less Damage to cargo or paintwork.
- Maximum pay load.
- Adaptability.
- On-board storage.

	ITEM	DESCRIPTIONS	LASHING CAPACITY
	RTD50HK5T9	50mm x 9m Ratchet tie down c/w hook & keeper to AS/NZS4380.2001	2500kg

	RTD50HK4T9	50mm x 9m Ratchet tie down c/w hook & keeper to AS/NZS4380.2001	2000kg
	WRS505T9	50mm x 9m Truck Winch Replacement Strap c/w Hook & Keeper to AS/NZS4380.2001	2500kg
	WRS504T9	50mm x 9m Truck Winch Replacement Strap c/w Hook & Keeper to AS/NZS4380.2001	2000kg
	RTD35HK3T6	35mm x 6m Ratchet tie down c/w hook and keeper to AS/NZS4380.2001	1500kg
	RTD25SH08T4	25mm x 4m Ratchet tie down with S hook to AS/NZS4380.2001	400kg
	CTW50HK5T9	Clip on truck winch with reinforced legs c/w 50mm x 9m webbing strap with hook & keeper	2500kg
	STW50HK5T9	Slide on truck winch c/w 50mm x 9m webbing strap with hook & keeper	2500kg